

Native Tree Planting

New native trees to be planted as shown.

Tree Species	%	Stock	Girth	Height (cm)	Root Type	Protection
Field Maple	20	Feathered	2x	125-150	Bare root	Cane & growth tube
Rowan	20	Feathered	2x	125-150	Bare root	Cane & growth tube
Wild Cherry	20	Feathered	2x	125-150	Bare root	Cane & growth tube
Common Oak	20	Feathered	2x	125-150	Bare root	Cane & growth tube
Hazel	20	Feathered	2x	125-150	Bare root	Cane & growth tube

Trees to be planted at 4m centres.

Native Hedgerow Planting






This hedgerow planting shall incorporate at least six of the rural native hedgerow species listed below, planted at 6 plants per m2:

Hawthorn (Crataegus Monogyna)
Blackthorn (Prunus Spinosa)
Hazel (Corylus Avellana)
Holly (Ilex Aquifolium)
Field Maple (Acer Campestre)
Sycamore (Acer Psuedoplatanus)
Elder (Sambucus Nigra)
Dog Rose (Rosa Canina)
Guelder Rose (Viburnum Opulus)

Timetable

The planting shall be completed within 12 months of completion of the approved development.

GENERAL KEY:

-  Proposed grassland planting
Germinal WSG2 Flowering Meadow Mix to provide 80% grass & 20% wildflowers.
-  Proposed native tree planting.
-  Proposed native species hedge along the West boundary of the site.
-  Woodcrete open fronted nest box to be positioned within a retained mature tree min 2.5m above the ground. The opening of the box will face away from the prevailing wind.
-  Woodcrete multi-chamber bat box to be positioned within a retained mature tree min 3.0m above the ground. Artificial lighting will not be installed within 5m of the box.

THIS DRAWING IS TO BE READ IN CONJUNCTION WITH ALL RELATED DRAWINGS. ALL DIMENSIONS MUST BE CHECKED AND VERIFIED ON SITE BEFORE COMMENCING ANY WORK OR PRODUCING SHOP DRAWINGS. THE ORIGINATOR SHOULD BE NOTIFIED IMMEDIATELY OF ANY DISCREPANCY. THIS DRAWING IS COPYRIGHT AND REMAINS THE PROPERTY ROGER PARRY & PARTNERS.

Rev	Description	Date	By
-	-	-	-



Residential - Agricultural - Commerical

Project	AD Unit		
Drawing Title	Biodiversity Enhancement Plan		
Location	Lower Leighton Farm, Leighton, Welshpool, Powys, SY21 8HH		
Client	Farm Biomethane Limited		
Scale	1:1250 @ A3		
Drawing No	79211 / RR / 010	Rev	-
Drawn By	NB	Date	2025/12/04

MERCIAN HOUSE, 9 & 10 DARWIN COURT, OXON
BUSINESS PARK, SHREWSBURY, SY3 5AL

Tel: 01743 791336
E-mail: mail@rogerparry.net
Web address: www.rogerparry.net

Roger Parry & Partners LLP partnership no.OC312203
Registered in England and Wales.
A list of members of the LLP is available at the above address.

