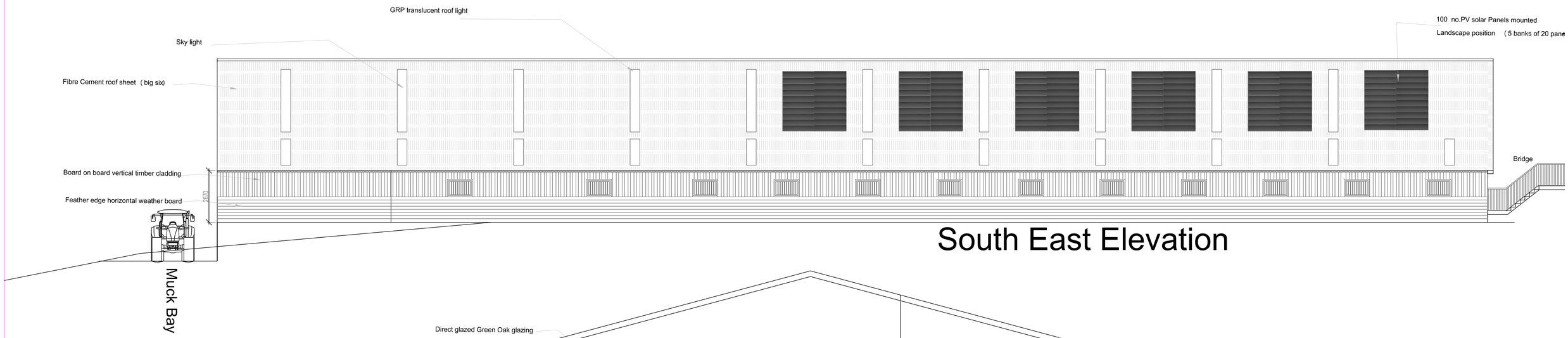

South East Elevation

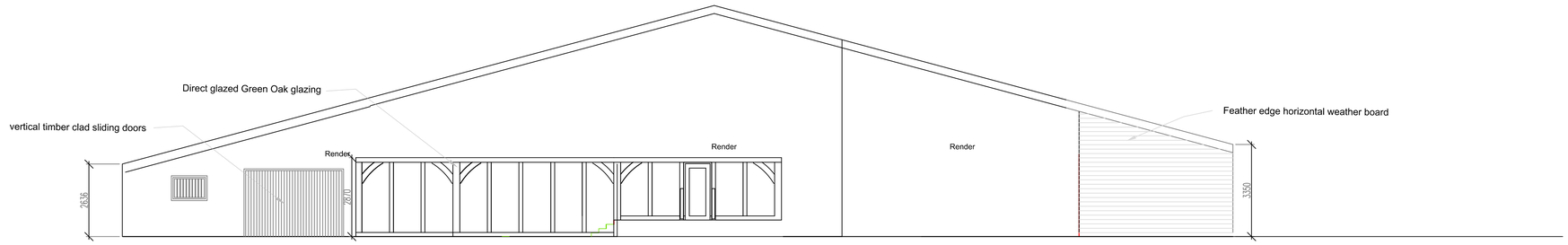

North East Elevation

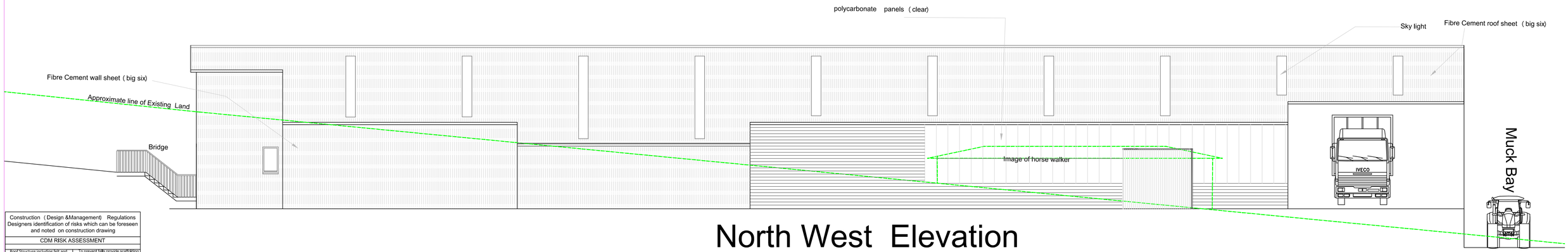

North West Elevation

Construction (Design &Management) Regulations Designers identification of risks which can be foreseen and noted on construction drawing	
CDM RISK ASSESSMENT	
Roof Structure including felt and batten	To prevent falls provide scaffolding by a competent person and board joists as necessary and provide internal fall arrest beam/anbags (Tested to BS8 PAS:59.
Verges Fascias bargeboard soffits and rainwater goods	In order to prevent falls provide scaffolding by a competent person
Windows and above ground floor level	In order to prevent falls provide scaffolding by a competent person. Mechanical lifting will be required for larger windows.
Plumbing and insulation in the roof space	In order to prevent falls provide scaffolding by a competent person and boarded walkways.
Plastering/ decorating in elevated areas ie above stairwell	In order to prevent falls provide scaffolding by a competent person
Beams and lintels including cast stone	Provide mechancal lifting as appropriate , If impractical manuall handing regulations to be observed. (see HSE manual handling guide)
Chimney stacks and flashings	In order to prevent falls provide scaffolding by a competent person
Glazing and mastic pointing	In order to prevent falls provide scaffolding by a competent person
High level cleaning	In order to prevent falls provide scaffolding by a competent person
External decoration	In order to prevent falls provide scaffolding by a competent person
Foundations	Sides of foundations trench to be battered back at 45 degrees.Unstable ground to be appropriately shored with trench sheets, walings screw props, puncheons and sole plates. road plates to be used. Edges of trenches to be protected by guards rails
General excavations and below ground service installations	Sides of foundations trench to be battered back at 45 degrees.Unstable ground to be appropriately shored with trench sheets, walings screw props, puncheons and sole plates.road plates to be used. Edges of trenches to be protected by guards rails

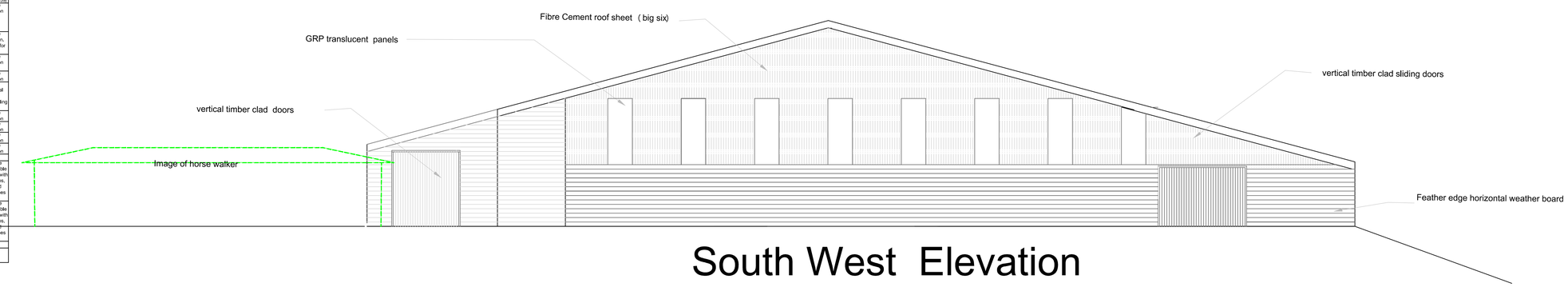

South West Elevation

NOTES:

1. Copyright: The contents of this drawing may not be reproduced in whole or in part without the written consent of . G. G Lloyd
2. No dimensions to be scaled from this drawing.
3. All dimensions to be checked on site by Contractor.
4. Where discrepancy occurs between specification and drawings then G. Lloyd must be notified immediately.
5. This drawing is to be read in conjunction with specifications or other consultants drawings as applicable
6. This drawing is intended to identify main features and principal components Construction work should be carried out and supervised by experienced and suitably qualified personnel, therefore exhaustive detail is not required
7. Underground electric supply and water supply services positions have not been established

Date	By	Ch

LLOYD ARCHITECTURE
t: 01691 648 858
e:design@lloydarchitecture.co.uk
www.lloydarchitecture.co.uk
The Larches,
Llanfyllin,
Powys, SY22 5NF

Proposed Equestrian Arenas
Land at :
Allt Fawr
Meifod

Proposed Elevations
Indoor arena

Scale	Date	Drawn by	Checked	Number
1:100	5/23	GGL	GGL	658/01