


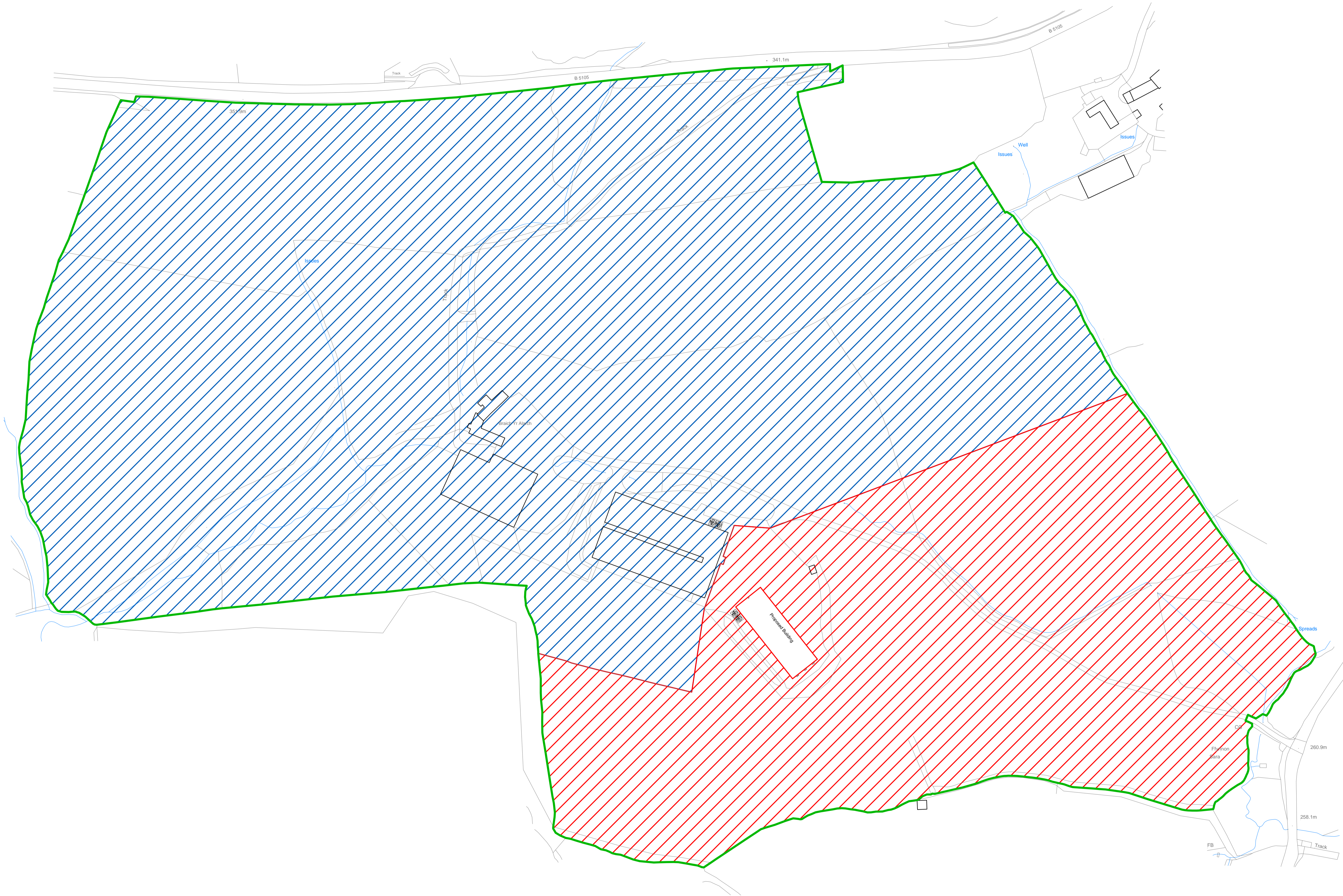


THIS DRAWING IS TO BE READ IN CONJUNCTION WITH ALL RELATED DRAWINGS. ALL DIMENSIONS MUST BE CHECKED AND VERIFIED ON SITE BEFORE COMMENCING ANY WORK OR PRODUCING SHOP DRAWINGS. THE ORIGINATOR SHOULD BE NOTIFIED IMMEDIATELY OF ANY DISCREPANCY. THIS DRAWING IS COPYRIGHT AND REMAINS THE PROPERTY OF ROGER PARRY & PARTNERS.

-  Range Area - Shed 2
-  Range Area - Shed 1
-  Installation Boundary



Rev	Description	Date	Dr by	App by
Original				



Residential - Agricultural - Commercial

Job	Proposed egg production unit @ Braich yr Alarch		
Title	Range Plan		
Location	Braich yr Alarch Clawddnewydd Near Ruthin LL15 2NL		
Client	WB & CE Jones		
Scales	1:1250 @ A1		
Drawing No.	GEL-MZ556-05		
Drawn by	AZ	Date	19/08/2020

HOGSTOW HALL, MINSTERLEY  
SHREWSBURY, SHROPSHIRE, SY5 0HZ  
Tel: 01743 791336 Fax: 01743 792770  
email: mail@rogerparry.net  
Web address: www.rogerparry.net

Roger Parry & Partners LLP partnership no. OC11220  
Registered Office: Hoggston Hall, Minsterley, Shropshire, SY5 0HZ  
Registered in England and Wales.  
A list of members of the LLP is available at the above address.