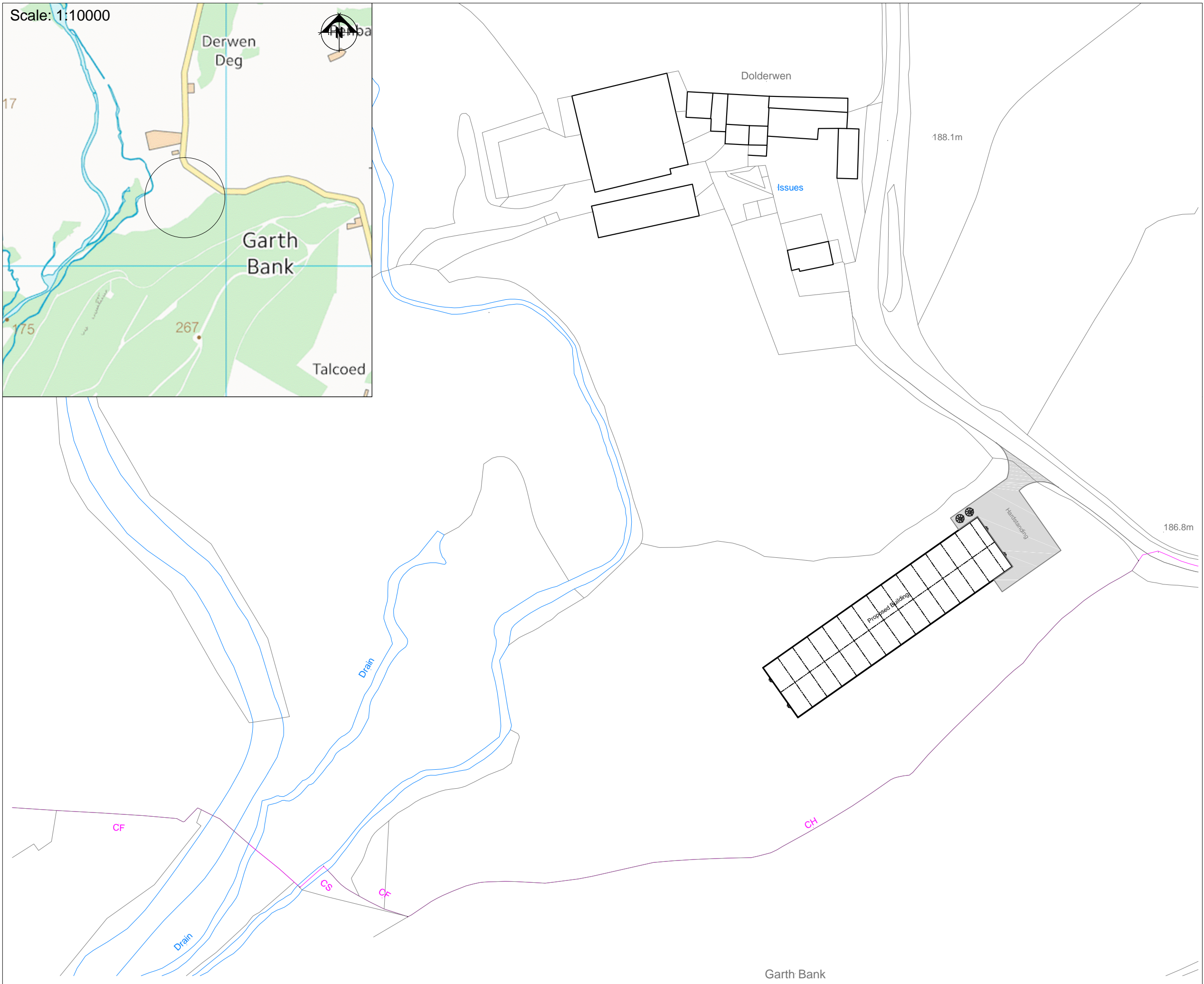
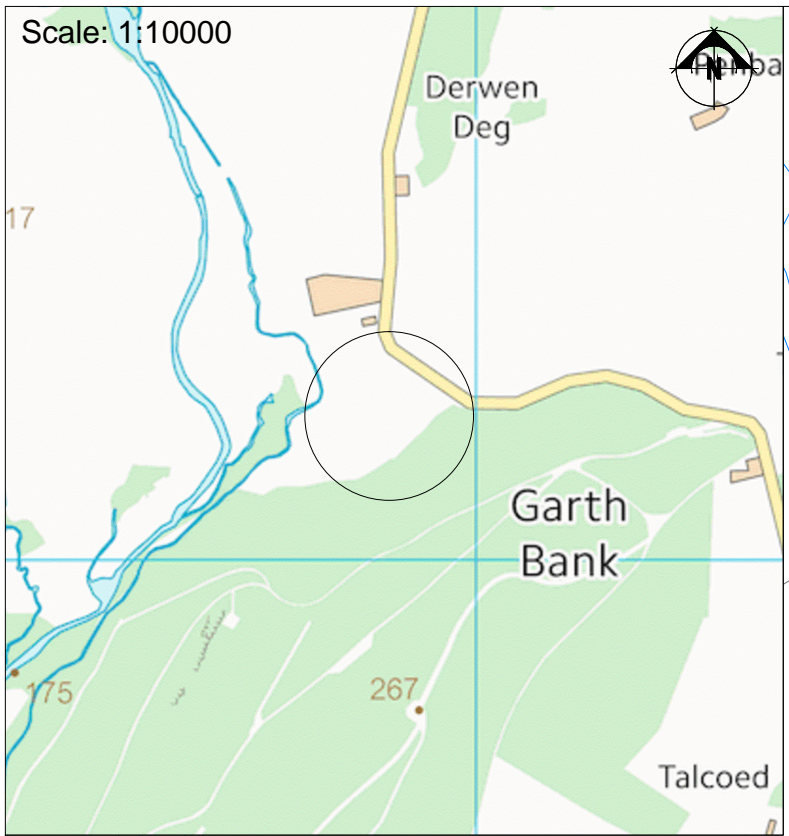
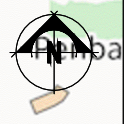


Scale: 1:10000



THIS DRAWING IS TO BE READ IN CONJUNCTION WITH ALL RELATED DRAWINGS. ALL DIMENSIONS MUST BE CHECKED AND VERIFIED ON SITE BEFORE COMMENCING ANY WORK OR PRODUCING SHOP DRAWINGS. THE ORIGINATOR SHOULD BE NOTIFIED IMMEDIATELY OF ANY DISCREPANCY. THIS DRAWING IS COPYRIGHT AND REMAINS THE PROPERTY ROGER PARRY & PARTNERS.

Rev	Description	Date	Dr by	App by
Original	by			



Residential - Agricultural - Commercial	
Job	Proposed 38,000 poultry rearing unit at Dolderwen
Title	Location Plan
Location	Dolderwen Llanafan Fawr Builth Wells LD2 3LN
Client	Mr E Jones
Scales	1:1250 @ A3
Drawing No.	RJC-MZ237-01
Drawn by	AZ
Date	20/03/2018

HOGSTOW HALL, MINSTERLEY
SHREWSBURY, SHROPSHIRE. SY5 0HZ
Tel: 01743 791336 Fax: 01743 792770
email: mail@rogerparry.net
Web address: www.rogerparry.net